



PRODUCT SELECTION



PROCEDURES



DOCUMENTATION

THE NEW STANDARD OF SAFETY

Infection Prevention Guide



CLEANING & SANITIZING



HEALTH & HYGIENE



SOCIAL DISTANCING

We make clean safe™

IDENTIFY HIGH TOUCH SURFACES

The most common transmission of viruses is airborne (sneezing and coughing). The second most common transmission is through close contact with an infected person (shaking hands, etc.). Viruses may also be transmitted by contacting a contaminated surface and then rubbing your eyes, ears, nose, or mouth.

It is important to assess and document High Touch Surfaces (HTS) in your facility. Even with the best hand hygiene practices, contaminated surfaces can expose hands to potential pathogens, which can be transmitted to other surfaces and people.



Common High Touch Surfaces

- Desks
- Phone/mobile phone
- Light switch
- White board markers
- Door knob
- Door handle
- Laptop/iPad
- Water stations
- Elevator buttons
- Copy machine buttons
- Chair back and arms
- Window handles/blind pulls
- Coffee machine
- Microwave
- Monitor/displays
- Remotes

DISINFECTANTS (LIST N) FOR SARS-COV-2

Product	Part Code	EPA Reg No	Concentrate/ Ready to Use	Usage	CDC Recommended/ EPA Approved
BNC-15®	1056 & 4856	6836-348-5741	Concentrate	Critical Control	✓
TB-Cide Quat®	1017 & 1021	1839-83-5741	Ready to Use	Daily	✓
Halt®	4806 & 1018	10324-93-5741	Concentrate	Daily	✓
PSQ® II	1035	10324-93-5741	Concentrate	Daily	✓
HDQ Neutral®	1202	10324-155-5741	Concentrate	Daily	✓
Super HDQ Neutral®	1204	10324-141-5741	Concentrate	Daily	✓
HDQ C®2	4702	1839-169-5741	Concentrate	Daily	✓
Super HDQ® L10	4704	1839-167-5741	Concentrate	Daily	✓
GS Neutral Disinfectant Cleaner®	3502 & 3513	1839-169-5741	Concentrate	Daily	✓
GS Neutral High Dilution Disinfectant 256®	3508 & 3516	1839-167-5741	Concentrate	Daily	✓
Hard Surface Disinfecting Wipes, Lemon Scent	1085	1839-190-5741	Ready to Use	Daily	✓
Hard Surface Disinfecting Wipes, Fresh Scent	1086	1839-190-5741	Ready to Use	Daily	✓
NABC® Hard Surface Disinfecting Wipes	1087	1839-190-5741	Ready to Use	Daily	✓
Diffense®	1024	5741-28	Ready to Use	Critical Control	✓
Profect® Healthcare Disinfecting Wipes	1091	88494-2	Ready to Use	Daily	✓

HAND HYGIENE

Product	foamiQ	Lite'n Foamy	Desktop
Lemon Blossom Hand Sanitizer	4604	3338	•
Eucalyptus Mint Sanitizing Handwash	4603	3337	•
Healthcare Personnel Handwash	4605	3341	•
E2 Sanitizing Handwash	1606	3339	•
E3 Hand Sanitizer		3340	

Keep buildings safe with availability of on-demand sanitizing resources.

Health and Hygiene



foamiQ is a perfect fit for almost any hand hygiene application because of its slim footprint and dispenserless design.


foamiQ®



Desktop – foamer



Hand Sanitizer Stand



Sanitizing Station



Kills 99.999% of listed bacteria on hard surfaces in one minute

Sani-Tyze®

CLEANCHECK®

Trained workers are safer, more effective and get better results.



CleanCheck modules demonstrate CDC recommended procedures that will keep buildings safe, compliant and open.



CLEANING

The removal of dirt and impurities, including germs from surfaces. Cleaning alone does not kill the germs. But, by removing the germs it decreases their number and therefore any risk of spreading infection.



DISINFECTING

Works by using chemicals, for example EPA-registered disinfectants, to kill germs on surfaces. This process does not necessarily clean dirty surfaces or remove germs. But killing germs remaining on a surface after cleaning further reduces any risk of spreading infection.

CleanCheck Check List

- Identify all frequently touched surfaces
- Apply personal protective equipment (PPE)
- Gather supplies and prepare cleaning solutions
- Clean all soiled surfaces
- Apply appropriate Spartan disinfectant
- Wipe or rinse surfaces
- Inspect work
- Clean and return supplies
- Remove PPE
- Thoroughly wash hands

COMPUCLEAN®

Effective management of cleaning is essential to reducing the risk of infection within facilities.



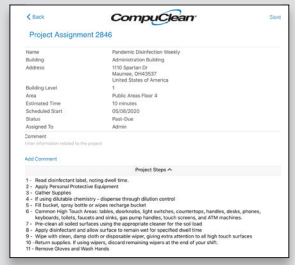
CompuClean offers a host of web and mobile based tools to enhance documentation, performance, and communication within cleaning operations.

Account: Pandemic Disinfection	Task: Pandemic Disinfection Procedure	Room Type	Task Type	Room
1	Wash disinfectant load, noting dwell time.	Disinfectant	Disinfectant	BNC-15
2	Apply Personal Protective Equipment	Disinfectant	Disinfectant	BNC-15
3	Wash hands	Disinfectant	Disinfectant	BNC-15
4	Apply disinfectant to high touch surfaces using the appropriate concentration and allow surface to remain wet for specified dwell time.	Disinfectant	Disinfectant	BNC-15
5	Remove gloves and wash hands.	Disinfectant	Disinfectant	BNC-15

Clearly document cleaning processes with customizable visual job cards and room by room work assignments to standardize procedures and effectively communicate your work plan to staff and building occupants.

Quality Inspection Details Report						
Grade:	85%	Building:	Administration	Account:	Pandemic Disinfection	Inspector:
Req. Date:	4/17/2020 3:55 PM	Room No.:	Public Access Floor 1	Inspector:	Admin	Supervisor:
Sequence #:	7054	Floor Type:	All	Supervisor:	Admin	Cost Center:
Req. List:	Pandemic Disinfection	Floor Level:	1	Supervisor:	Admin	Cost Center:
Inspection Item	Weight	Score	CA Status	Detail Code	Comment	
1. Read disinfectant label, noting dwell time.	1	1				
2. Apply Personal Protective Equipment	1	1				
3. Wash hands	1	1				
4. Apply disinfectant to high touch surfaces using the appropriate concentration and allow surface to remain wet for specified dwell time.	1	1				
5. Remove gloves and wash hands.	1	1				
6. High touch surfaces identified	1	1				
7. High touch surfaces identified	1	1				
8. High touch surfaces identified	1	1				
9. High touch surfaces identified	1	1				
10. High touch surfaces identified	1	1				
11. High touch surfaces identified	1	1				
12. High touch surfaces identified	1	1				
13. High touch surfaces identified	1	1				
14. High touch surfaces identified	1	1				
15. High touch surfaces identified	1	1				
16. High touch surfaces identified	1	1				
17. High touch surfaces identified	1	1				
18. High touch surfaces identified	1	1				
19. High touch surfaces identified	1	1				
20. High touch surfaces identified	1	1				
21. High touch surfaces identified	1	1				
22. High touch surfaces identified	1	1				
23. High touch surfaces identified	1	1				
24. High touch surfaces identified	1	1				
25. High touch surfaces identified	1	1				
26. High touch surfaces identified	1	1				
27. High touch surfaces identified	1	1				
28. High touch surfaces identified	1	1				
29. High touch surfaces identified	1	1				
30. High touch surfaces identified	1	1				
31. High touch surfaces identified	1	1				
32. High touch surfaces identified	1	1				
33. High touch surfaces identified	1	1				
34. High touch surfaces identified	1	1				
35. High touch surfaces identified	1	1				
36. High touch surfaces identified	1	1				
37. High touch surfaces identified	1	1				
38. High touch surfaces identified	1	1				
39. High touch surfaces identified	1	1				
40. High touch surfaces identified	1	1				
41. High touch surfaces identified	1	1				
42. High touch surfaces identified	1	1				
43. High touch surfaces identified	1	1				
44. High touch surfaces identified	1	1				
45. High touch surfaces identified	1	1				
46. High touch surfaces identified	1	1				
47. High touch surfaces identified	1	1				
48. High touch surfaces identified	1	1				
49. High touch surfaces identified	1	1				
50. High touch surfaces identified	1	1				
51. High touch surfaces identified	1	1				
52. High touch surfaces identified	1	1				
53. High touch surfaces identified	1	1				
54. High touch surfaces identified	1	1				
55. High touch surfaces identified	1	1				
56. High touch surfaces identified	1	1				
57. High touch surfaces identified	1	1				
58. High touch surfaces identified	1	1				
59. High touch surfaces identified	1	1				
60. High touch surfaces identified	1	1				
61. High touch surfaces identified	1	1				
62. High touch surfaces identified	1	1				
63. High touch surfaces identified	1	1				
64. High touch surfaces identified	1	1				
65. High touch surfaces identified	1	1				
66. High touch surfaces identified	1	1				
67. High touch surfaces identified	1	1				
68. High touch surfaces identified	1	1				
69. High touch surfaces identified	1	1				
70. High touch surfaces identified	1	1				
71. High touch surfaces identified	1	1				
72. High touch surfaces identified	1	1				
73. High touch surfaces identified	1	1				
74. High touch surfaces identified	1	1				
75. High touch surfaces identified	1	1				
76. High touch surfaces identified	1	1				
77. High touch surfaces identified	1	1				
78. High touch surfaces identified	1	1				
79. High touch surfaces identified	1	1				
80. High touch surfaces identified	1	1				
81. High touch surfaces identified	1	1				
82. High touch surfaces identified	1	1				
83. High touch surfaces identified	1	1				
84. High touch surfaces identified	1	1				
85. High touch surfaces identified	1	1				
86. High touch surfaces identified	1	1				
87. High touch surfaces identified	1	1				
88. High touch surfaces identified	1	1				
89. High touch surfaces identified	1	1				
90. High touch surfaces identified	1	1				
91. High touch surfaces identified	1	1				
92. High touch surfaces identified	1	1				
93. High touch surfaces identified	1	1				
94. High touch surfaces identified	1	1				
95. High touch surfaces identified	1	1				
96. High touch surfaces identified	1	1				
97. High touch surfaces identified	1	1				
98. High touch surfaces identified	1	1				
99. High touch surfaces identified	1	1				
100. High touch surfaces identified	1	1				


Validate performance with mobile quality inspections. Identify cleaning issues in real time and communicate instructions for resolution to employees through text and email. Generate advanced reporting with images and comments to identify trends and target training to low performing processes.




Communicate work requests and periodic assignments to staff via text and email and document completion to keep your cleaning program on track.

SOCIAL DISTANCING

Follow CDC recommendation on social distancing and PPE.



Cleaning Plexiglass Care



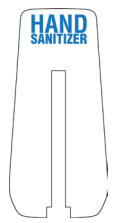
Facility Disinfected By Signs



Wash Your Hands Chart



Wash Hands Sticker



foamiQ® Hand Sanitizer Cover Plate



Custom Product Charts



SDS Binders



In-use Labels



High Touch Charts



CleanCheck



COVID preparedness



Hand washing

